

Kindergarten Phonological Awareness Activity

Teacher Directions

Objective:

The student will recognize rhyming words.

Materials:

1. Rhyme-A-Lot Picture Board
2. Set of rhyming picture cards


Activity:

1. Provide each student a Rhyme-A-Lot Picture Board.
2. Place a set of rhyming cards face down.
3. Taking turns, students choose a picture card from the stack, say the name, and look on their Rhyme-A-Lot Picture Board for a match.
4. If there is a match, they say the rhyming word and place the picture card on top of the picture on the Rhyme-A-Lot Picture Board.
5. If there is NOT a match, or the picture is already covered, return the picture card to the bottom of the stack.
6. Continue until a student matches all the pictures on a page or until all the cards in the stack are used.

Fun Fact: All images on the Rhyme-A-Lot Picture Board are associated with the story of *Finley the Fairy*.

Phonological Awareness: Rhyme


Rhyme-A-Lot Picture Board



Version A

Phonological Awareness: Rhyme


Rhyme-A-Lot Picture Board



Version B


Phonological Awareness: Rhyme

Rhyme-A-Lot Picture Board



Version C

Teacher Directions: Cut along the dotted line to make 16 rhyming cards. It is recommended you laminate these for future use.



Answer Key:

Moon [Spoon]	Broom [Room]
House [Mouse]	Toy Box [Fox]
Bed [Red]	Kitten [Mitten]
Tree [Key] [Knee]	Ball [Fall]
Pie [Fly]	Bee [Key] [Knee]
Frog [Log]	Flower [Shower]
Nest [Vest]	Kite [Knight]
Tea [Pea]	